

nobel<sup>®</sup>  
BATHWARE

The *Beauty*  
of simplicity



## DESIGNER ONE PIECE BASIN



Elite Set  
DS-702



Elite Set  
DS-703



Elite Set  
DS-704



Elite Set  
DS-705



Elite Set  
DS-706



Elite Set  
DS-710



Elite Set  
DS-715



Elite Set  
DS-718



Elite Set  
DS-732



Elite Set  
DS-734



Elite Set  
DS-744



Elite Set  
DS-745



Elite Set  
DS-752



Elite Set  
DS-759



Elite Set  
DS-713



## MELODY - 5006

L 670 W 360 H 750mm

S Trap - 225mm (9"), P Trap



**UNEXO - 5007**

L 670 W 360 H 760mm

S Trap - 225mm (9"), P Trap

---





## **FOURSQUARE - 5002**

L 670 W 335 H 735mm

S Trap - 225mm (9")



WASH DOWN  
FLUSH



**CRYSTAL - 5010**

L 680 W 380 H 670mm

S Trap - 225mm (9")



**VEGA - 5003**

L 640 W 360 H 760mm

S Trap - 100mm (4"), 225mm (9"), P trap



WASH DOWN  
FLUSH



**GRACY - 5001**

L 710 W 380 H 780mm

S Trap - 225mm (9"), P Trap





PARRY - 'S' & 'P'

L 480 W 380 H 410mm



**ANGLO INDIAN - 'S' & 'P'**

L 580 W 450 H 405mm



Floral Set DS - 5097



DS-505





DS-504



DS-506





Dolphin Set DS - 117



Dolphin Set DS - 121



Sarina Set DS - 3010





Sarina Set DS - 3060




Sarina Set DS - 3037





Sarina Set DS - 3011






**NOBEL INDUSTRIES**


Web : [www.nobelsanitaryware.com](http://www.nobelsanitaryware.com)  
E-mail : [nobelsanitarywares@gmail.com](mailto:nobelsanitarywares@gmail.com)




**Bathrooms for  
LIFE STYLES**








## Company Profile

The Company Started its production in the year 1991, it has passed through torrid times during the recession in the market, but the 'NEVER SAY DIE' attitude of the team did not let them leave the industries but try harder and find new ways of doing things and acting to the presented Challenges.

Since its start the company has never seen a dip in its sales. It has also started exporting directly and through merchant, Exporters. The domestic and exports markets are now well accustomed to the Nobel products and hence the company now has only on direction to go into, upwards.

The company is the rest because of well planned automation, expansion at the right time and use of most modern Technologies sustain the growth of the company.

Out of number of activities that make the company so Unique, the main is designing has given the company a cutting edge over its competitors. As the market demands change and newer products, it has become increasing necessary that the Company designs new products to delight the customers and keep the channel partners in busy.







## Quality Profile

It is our policy to deliver products and services that satisfy the present and future needs of our customers. Quality will be in all our works.

We shall ensure that the customer receives the product as per agreed quality, at the agreed time and in the agreed quantity.

We shall comply with the requirements of ISO 9001:2000 Quality Management

An ISO 9001 : 2000 company



Torus Set  
DS-613



**Elite Set**

DS-743



**nobel**<sup>®</sup>  
BATHWARE



**Elite Set**  
DS-708



**Elite Set**  
DS-728





**Dolphin Set**

DS-114



**Floral Set**  
VS-5047



**Floral Set**  
VS-5045



**Big Platform Set**  
DS-3016



**Big Platform Set**  
DS-3017



Floral Set  
VS-5048



Floral Set  
VS-5047



## SPENTA SET

L 600 W 450 H 850mm

(24" x 18")





**BIG P-TRAP**



**CITY PAN-20"**

**L 500 W 400 H 188mm**



**ORISSA PAN-20"**

L 610 W 455 H 250mm