

Interface®

# Co-Working Spaces



# A design-led offering



**The office environment will no doubt be changed as we advance out of the COVID-19 pandemic. While it is hard to know what the full impact of the coronavirus will be, it seems likely as business return to their workspaces or seek alternative co-working spaces there will be a renewed focus on wellbeing, physical and psychological security, and technology.**

Design plays a huge role in incorporating these aspects into commercial real estate (CRE). The need for physical distancing will require some rethinking of office and co-working spaces designed for connection and collaboration between people. Leading real estate firm *JLL in India* is predicting a rise in the take up of co-working spaces and an increase in altered leasing models to support business as they come out of this challenging period.

So as Humans are social creatures, how can designers support CRE providers to facilitate interaction while keeping safety top-of-mind?


In co-working spaces modular flooring can play a pivotal role in helping to create zones for connection and wayfinding through the space without compromising the quality of the design. The floor is a major design element that can shape our *perception, experience* and behaviour. Businesses use floor design for aesthetics, branding and wayfinding, but now it will become more prominent in terms of safety. And as we're rethinking social norms, the visual cues provided by the floor can help us keep connected from a safe distance.

**Here is some folio inspiration for creating boundaries, zones, and movement throughout various types of CRE to suit any price point.**



**Carbon Neutral Floors™**  
Learn more about our third-party  
verified Carbon Neutral Floors.  
[www.interface.com/carbonneutral](http://www.interface.com/carbonneutral)

# Contents



Click the product name below to quickly navigate to your chosen product.

---

Works Eon **06**

---

Works Unite **14**

---

Course Change Etch **23**

---

Course Change Facet **30**

---

Course Change Trace **34**

---

Works Series

# Works Eon

Works Eon is our latest addition to Works Series and is tied into that one vision – working smarter together for every space. Every detail of Works Series merges to give greater versatility and drive value, without costing the earth. Not only is it designed to look good, it's designed to last. With a minimalist profile achieved by a denser construction, it is engineered to deliver superior performance in areas of high footfall.



Cinder



Ebony




Cinder Lime



Ebony Lime



Cinder Mustard



Ebony Mustard




Cinder Orange



Ebony Orange



Cinder Teal



Ebony Teal

Product Construction Tufted Textured Loop  
 Yarn/Fibre 100% Recycled content  
 Machine Gauge 12th Gauge  
 Pile Thickness 2.0mm  
 Total Thickness 5.0mm  
 Tile Size 25cm X 100cm  
 Area of Use Commercial - Heavy Use  
 Total Recycled Content 45-70%  
 Installation Method Ashlar Herringbone





Works Eon Cinder & Cinder Orange



Works Eon Cinder & Cinder Mustard



Works Eon Cinder & Cinder Lime



Works Eon Cinder & Cinder Teal



Works Eon Ebony & Ebony Teal



Works Eon Ebony & Ebony Lime



Works Eon Ebony & Ebony Mustard



Works Eon Ebony & Ebony Orange



Works Eon Cinder & Cinder Teal



Works Eon Cinder & Cinder Orange



Works Eon Cinder & Cinder Mustard



Works Eon Cinder & Cinder Lime



Works Eon Ebony & Ebony Orange



Works Eon Ebony & Ebony Teal



Works Unite Mist & Mist Lime



Works Eon Ebony & Ebony Mustard



Works Eon Cinder & Cinder Teal



Works Eon Cinder & Cinder Lime



Works Eon Cinder & Cinder Mustard




Works Eon Cinder & Cinder Orange




Works Eon Ebony & Ebony Teal



Works Eon Ebony & Ebony Orange



Works Eon Ebony & Ebony Mustard



Works Eon Ebony & Ebony Lime

Works Series

# Works Unite

Works Unite innovatively fuses contrasting, linear and organic patterns, seamlessly merging them into a plank format. Texture is grouped with height variation to create smart, layering effects and a sense of moving forward. Works Unite is the intuitive way of creating spaces where opposites attract, beautifully.



Product Construction Tufted Loop Pile  
 Yarn/Fibre BCF Nylon Type 6  
 Machine Gauge 12th Gauge  
 Pile Thickness 2.5mm  
 Total Thickness 5.5mm  
 Tile Size 25cm X 100cm  
 Area of Use Commercial - General Duty  
 Total Recycled Content 47-80%  
 Installation Methods Ashlar Herringbone






Works Unite Mist & Mist Teal



Works Unite Mist & Mist Lime




Works Unite Mist & Mist Mustard




Works Unite Mist & Mist Orange




Works Unite Raisin & Raisin Orange





Works Unite Raisin & Raisin Orange



Works Unite Raisin & Raisin Lime



Works Unite Raisin & Raisin Teal





Works Unite Raisin & Raisin Lime



Works Unite Raisin & Raisin Mustard



Works Unite Raisin & Raisin Orange



Works Unite Raisin & Raisin Teal



Works Unite Basalt & Basalt Orange



Works Unite Mist & Mist Teal



Works Unite Mist & Mist Lime



Works Unite Basalt & Basalt Mustard

Coarse Change™ Collection

# Etch

Coarse Change is a collection of three products designed to explore the textural nature of ceramics. Etch, inspired by the firing process that fuses materials together to create a new form, allowing organic and linear patterns to blend together.



**Product Construction** Tufted Textured Loop  
**Yarn/Fibre** 100% Solution Dyed Nylon  
**Machine Gauge** 1/12  
**Pile Thickness** 2.0mm  
**Total Thickness** 5.0mm  
**Tile Size** 25cm X 100cm  
**Area of Use** Commercial - Heavy Use  
**Installation Method** Ashlar





Etch Earthen



Etch Stone



Etch Sand



Etch Kaolin



Etch Feldspar



Etch Marl




Etch Silica



Etch Clay



Etch Earthen  
Facet Earthen



Coarse Change™ Collection

# Facet

Stimulate the senses by creating an environment full of liveliness and curiosity. Encouraging a tactile experience, to feel the urge to explore your surroundings.

Facet, is an organic pattern that reveals how ceramics crack to create fine, delicate lines. that carve out new shapes and transform the coarse veneer.



Product Construction Tufted Textured Loop  
 Yarn/Fibre 100% Solution Dyed Nylon  
 Machine Gauge 1/12  
 Pile Thickness 2.0mm  
 Total Thickness 5.0mm  
 Tile Size 25cm X 100cm  
 Area of Use Commercial - Heavy Use  
 Installation Method Ashlar





Facet Earthen



Facet Stone



Facet Sand



Facet Kaolin



Facet Feldspar



Facet Marl






Facet Silica



Facet Clay



Facet Beryl  
Trace Kaolin & Marl



Coarse Change™ Collection

# Trace

Trace uses fragmented lines to show movement and flow, exploring how clay can be manipulated and sculpted, creating multiple design possibilities.



**Product Construction** Tufted Textured Loop  
**Yarn/Fibre** 100% Solution Dyed Nylon  
**Machine Gauge** 1/12  
**Pile Thickness** 2.0mm  
**Total Thickness** 5.0mm  
**Tile Size** 25cm X 100cm  
**Area of Use** Commercial - Heavy Use  
**Installation Method** Ashlar





Trace Earthen



Trace Stone



Trace Sand



Trace Kaolin



Trace Feldspar




Trace Marl




Trace Silica



Trace Clay



Trace Clay  
Etch Silica  
Facet Amber





**Carbon Neutral Floors™**

**[www.interface.com](http://www.interface.com)**

**Australia**

Interface Australia  
local toll free: 1800 804 361

**India**

Interface India  
tel: +91 80 4613 1313

**South East Asia**

Interface Asia  
tel: +65 6478 1510

**South Korea**

Interface South Korea  
tel: +82 2 555 1734

**Japan**

Interface Japan  
tel: +81 3 5733 5211

**Beijing**

Interface China  
tel: +86 10 6590 7810

**Hong Kong**

Interface China  
tel: +852 2802 0838

**Shanghai**

Interface China  
tel: +86 21 6340 3868

**[www.interface.com](http://www.interface.com)**



Climate change is undeniable. And reversible. Our mission is to prove it.  
**Join the #ClimateTakeBack and help create a climate fit for life.**